

Zion Benton Baseball Program Sign up and Campaign




New Athletes & Parents-Blast Registration Instructions

1 Register with Personal Email




2 Confirm personal Email & Cell phone. Follow Steps until you get to team page.



Confirm your email and follow to steps to complete registration

3 Upload Profile Picture



Make sure that the picture includes you and no one else

4 Download the Blast Athletics App




Scan or search Blast Athletics in App Store

5 Invite 20 Sponsors

Invite Sponsors



7 Resource Videos for Blast



Who to Put On Your Sponsor List

- Enter every Parent, Grandparent, Aunt, Uncle, and Godparent
- Additional contacts include Family Friends, Extended Family, Trainers, Dentists, Doctors, Orthodontists, Former Coaches, Co-workers, and Neighbors
- Do Not include anyone under 21, current coaches or teachers at your current school

Additional Information

- Each Athlete and Coach will need their own account with their own name, email and phone number
- Blast Athletics is used for schedules, communication, photos, videos, messaging, and more

IMPORTANT: No contact information is shared, sold or used for any other purposes by Blast Athletics other than this fundraiser. Contacts will receive one immediate donation request and 3-4 reminders via text or email.

6 Enter Contacts

Enter name or nickname of person (Dad, Mom, Uncle Joe, etc.). Make sure you enter cell phone # (email is for international, but you can add both)

Click Yellow Invite Sponsors button to enter your contacts
Do not include anyone under 21, Current Coaches, or Teachers



What is Blast?

Scan QR for 90 second video

For questions, please reach out to your Blast Rep
Coach Tom Creguer (Cray-jur)
989-400-7273
HIGHandTIGHT@Blastfundraising.com