



Torrance
FOOTBALL

444 Air Raid Offense



444 Meaning



“444 is a number of protection and encouragement. It is a sign that you are currently following the right path”



OFFENSIVE SYSTEM IS BUILT ON:

- Don't play defense on offense
- Get the ball to your playmakers in space - Let the Create
- Tempo - “To play fast you must practice fast”
- Don't change the play-Change the presentation
- Protect your plays
- Protect your players
- Think players not plays
- Fix the problems



KEYS TO SUCCESS

- Ownership-Common Purpose
- Trust in one another
- Team ego
- Accountability
- Be the uncommon man
- Competitive Greatness
- Extreme toughness



We Live On: Fast Tempo

- **Efficient Communication = Hand Signals**
- **Keep It Simple**
- **Practice At The Tempo You Want**
- **WR'S – Find The Grass or Take The Grass**
- **QB Has Progressions – Train The Eyes**
- **Effective Substitution– Everyone Involved**
- **O-Line Find The Ball and Set Up Quickly – Limit Calls**
- **Give The Ball Back To Ref After Each Play**
- **Play the Next Play**



HOT = RIGHT/ COLD = LEFT

Cadences

RED (FIRST SOUND)

WHITE (SET GO)

BLUE (SET GO - BLACK 80 BLACK 80 GO)

JOKER (DUMMY CALL - NO PLAY DON'T MOVE)

Week 1 Install

Split/Trey FORMATIONS

Split Rt

Trey

Dual

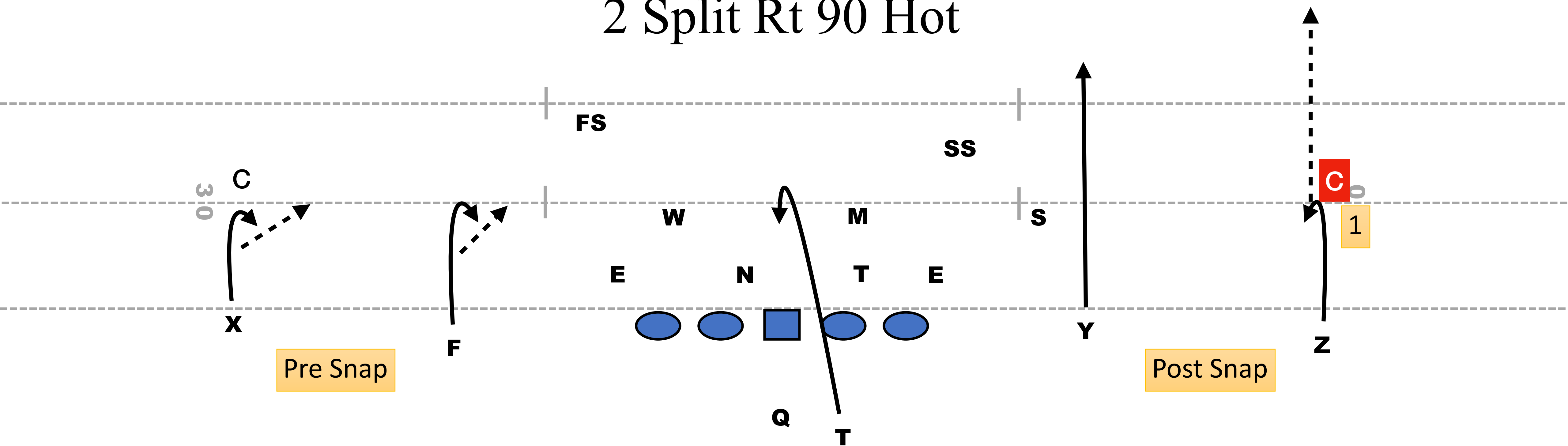


Concepts

444 AIR RAID OFFENSE							
QUICKS	90 (Hitch-Fade)	92 (Slant-Arrow)	93 (Fade-Out)	94 (Slant-Slant)	95 (Stick) (Cheetah)	99 Hitches	
DROPS	February (Shallow Cross)	March (Mesh)	April (Verts)	May (Weak Flood)			
SNAGS (CHEETAH)	Saturn (2 man Snag)	Lexus (3 man Snag)					
RPO'S	Key 1/2/3	95 Key (Stick-Key 1/3)	GIFT (Out/Hitch/Go/ Post/Bench)				
SCREENS	Ram/Lion (T Slip Screen)	Rocket/Laker (Reciever Screen)	Eagle (Swing Screen)				
RUNS	Iowa (Inside Zone) (Slice/Lead/BOX)	Tampa (Power)	Texas (Trap)	Oregon (Outside Zone)	Carolina/Cali (Counter)	Tennessee (Toss)	Boston (Belly)
PAP	Lock (1/3/Post)	Trojan	Sun Devil				
SPRINT OUT (LAMBO)	June (Strong Flood)	July (Hitch -Corner)					
TAGS	Wheelies	Bullets	Dagger	Arrow/Under	Deep	Post	Switch

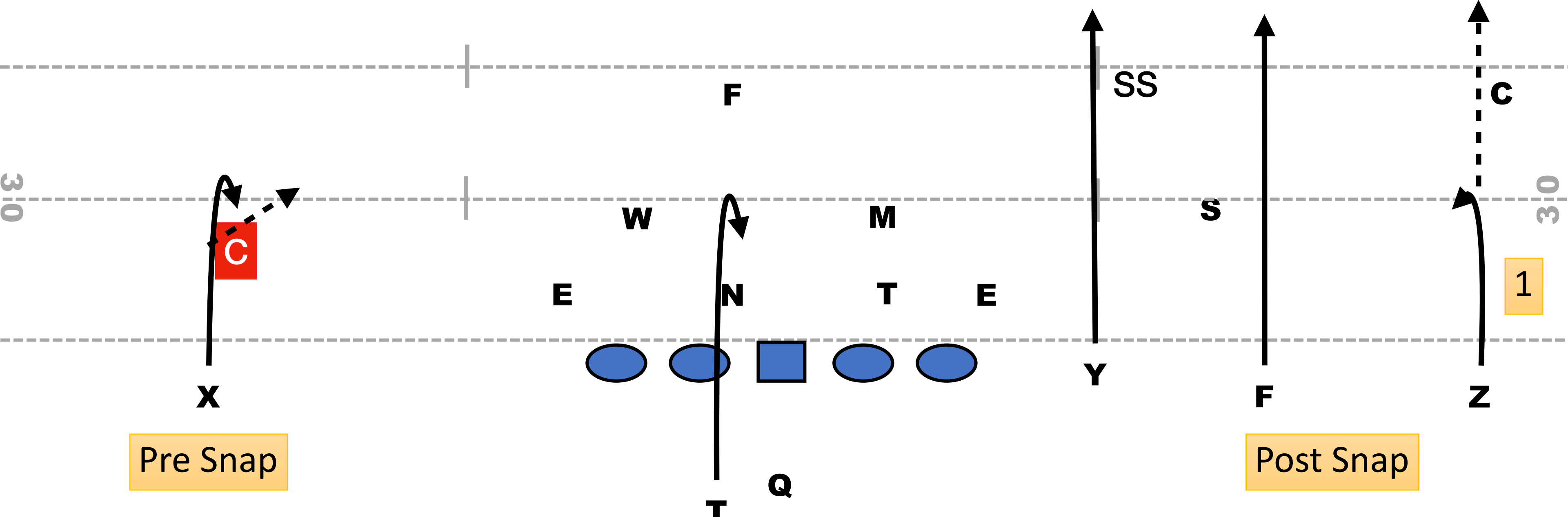
Quicks & Snags

2 Split Rt 90 Hot



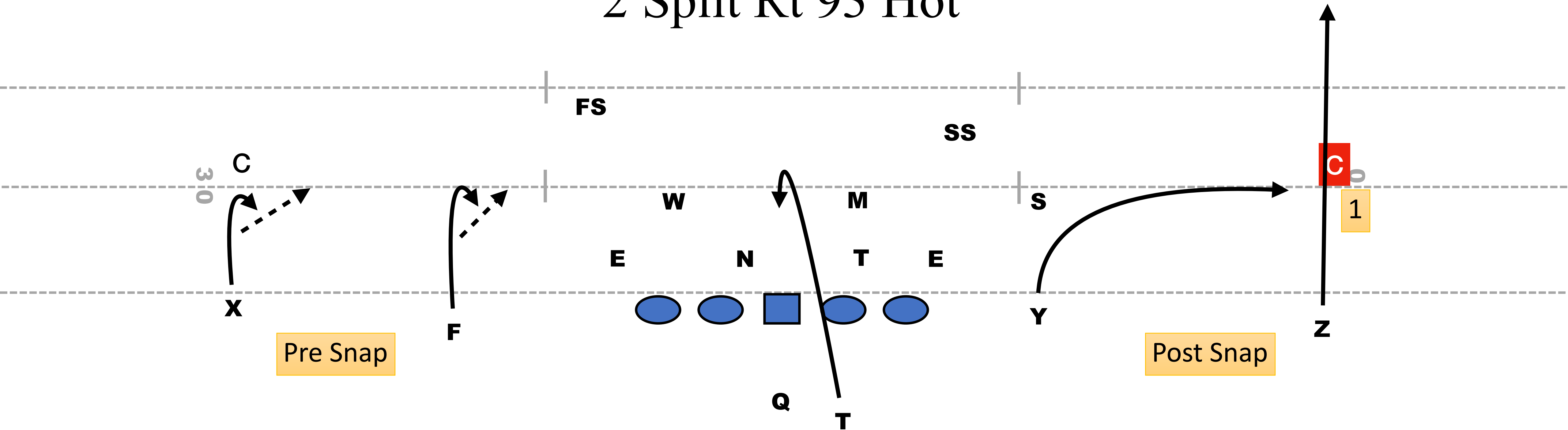
ASSIGNMENT		ASSIGNMENT	
X	Hitch vs Off Coverage / Slant vs Press	LT	Rip/Liz
F	Hitch vs Off Coverage / Slant vs Press	LG	Rip/Liz
Z	90 - 5 Yd Hitch Converter	C	Rip/Liz
Y	90 - Outside Release Vert	RG	Rip/Liz
T	Rip/Liz Check Down	RT	Rip/Liz
QB	Pre Snap: Find Grass, Take Grass. Post Snap: (Read Corner) Off Coverage bail, throw Hitch. Off coverage Sit, throw Vert. Press coverage, throw vert		

3 Trey Rt 90 Hot



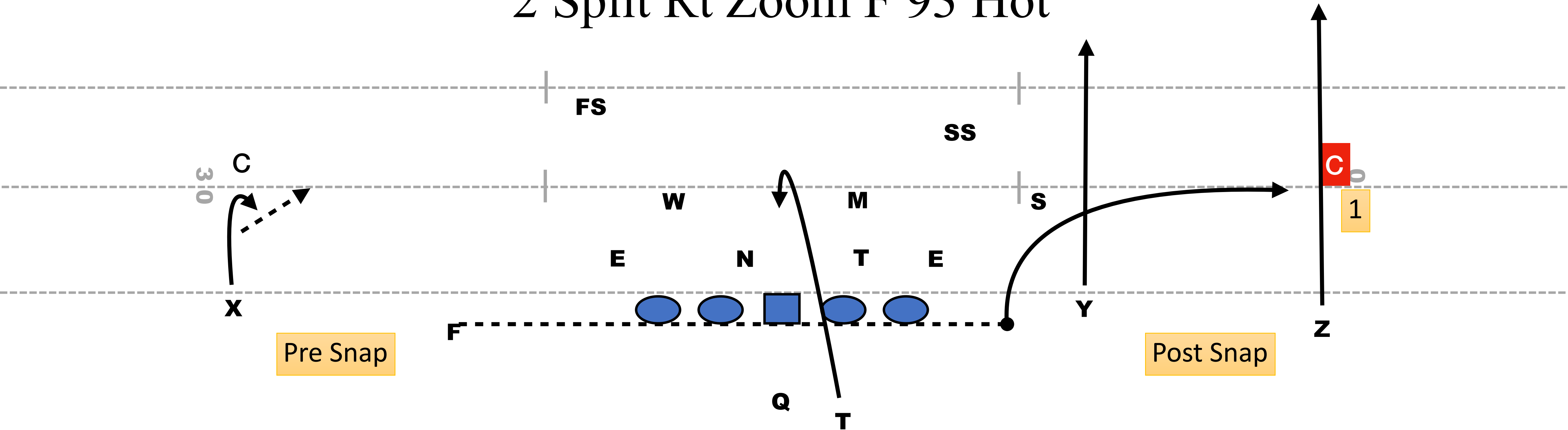
ASSIGNMENT		ASSIGNMENT	
Z	90 - 5 Yd Hitch Converter	LT	Rip/Liz
Y	90 - Outside Release Vert	LG	Rip/Liz
F	90 - Outside Release Vert	C	Rip/Liz
X	Gift	RG	Rip/Liz
T	Rip/Liz Check Down	RT	Rip/Liz
QB	Pre Snap: Find Grass, Take Grass. Post Snap: (Read Corner) Off Coverage bail, throw Hitch. Off coverage Sit, throw Vert. Press coverage, throw vert		

2 Split Rt 93 Hot



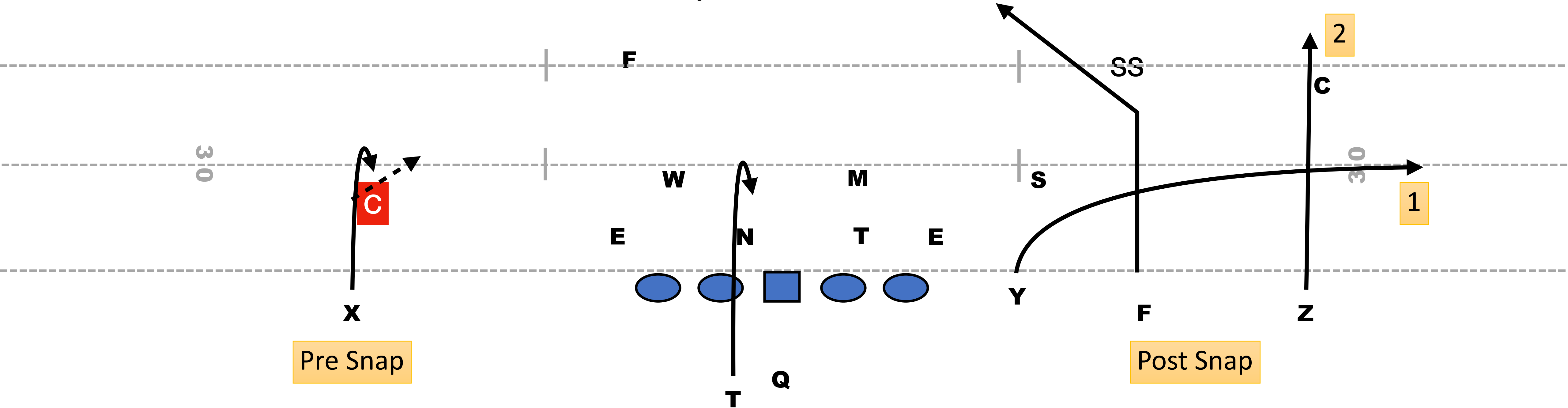
ASSIGNMENT		ASSIGNMENT	
X	Hitch vs Off Coverage / Slant vs Press	LT	Rip/Liz
F	Hitch vs Off Coverage / Slant vs Press	LG	Rip/Liz
Z	93 - Outside Release Vert	C	Rip/Liz
Y	93 - 5yd Outie	RG	Rip/Liz
T	Rip/Liz Check Down	RT	Rip/Liz
QB	Pre Snap: Find Grass, Take Grass. Read Corner Leverage: Man leverage, look Outie. Zone leverage, look Vert		

2 Split Rt Zoom F 93 Hot



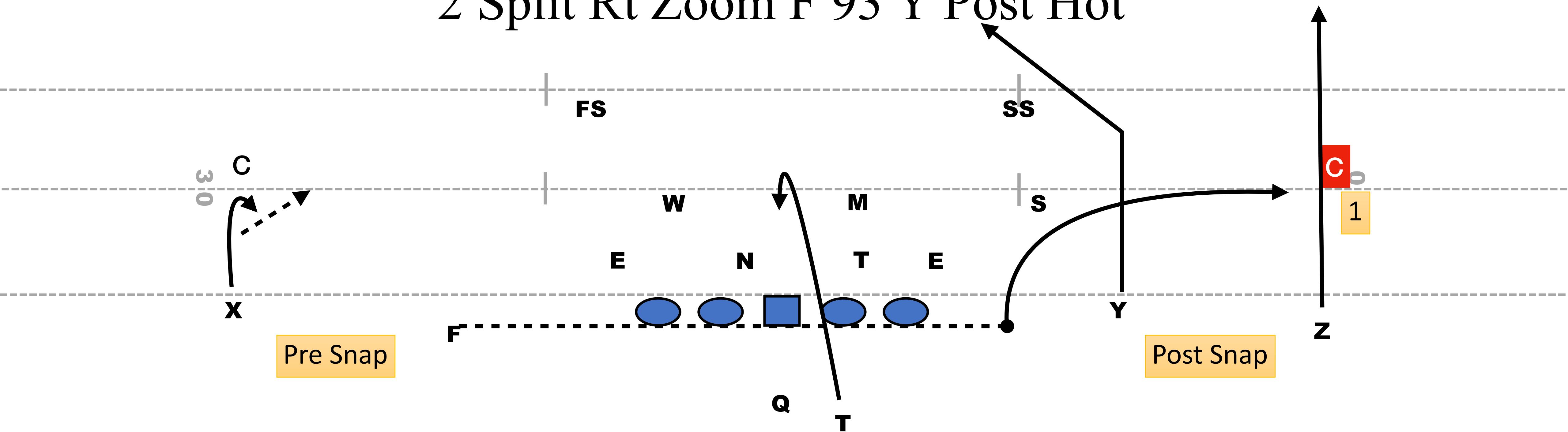
ASSIGNMENT		ASSIGNMENT	
X	Hitch vs Off Coverage / Slant vs Press	LT	Rip/Liz
F	Zoom - 93 - 5yd Outie	LG	Rip/Liz
Z	93 - Outside Release Vert	C	Rip/Liz
Y	93 - Outside Release Vert	RG	Rip/Liz
T	Rip/Liz Check Down	RT	Rip/Liz
QB	Pre Snap: Find Grass, Take Grass. Read Corner Leverage: Man leverage, look Outie. Zone leverage, look Vert		

3 Trey Rt 93 F Post



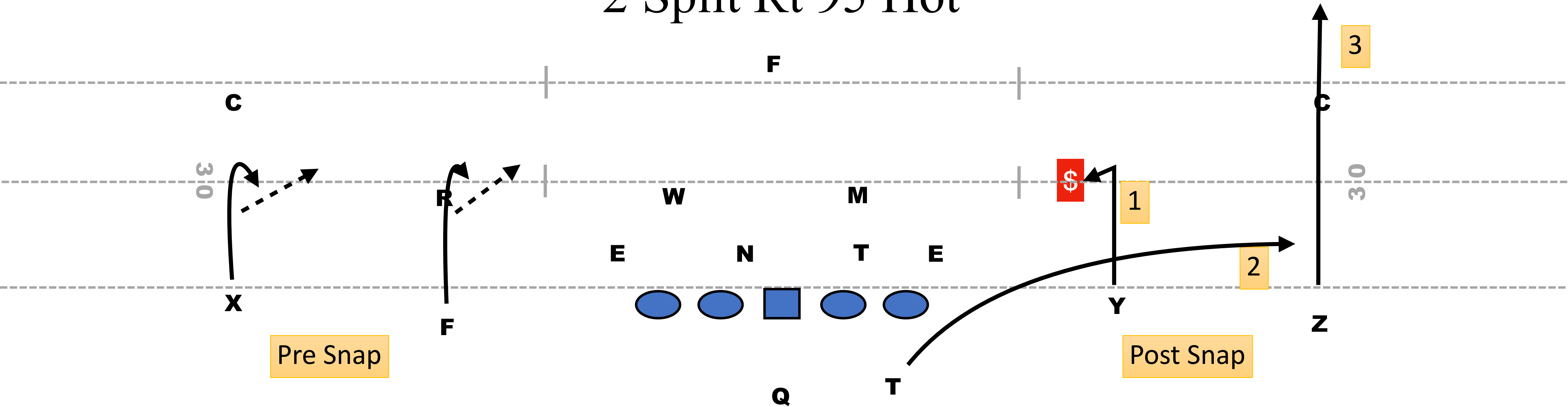
ASSIGNMENT		ASSIGNMENT	
Z	93 - Outside Release Vert	LT	Rip/Liz
Y	93 - Skip Release - 5yd Outie	LG	Rip/Liz
F	F Post - 10 Yd Post	C	Rip/Liz
X	Gift	RG	Rip/Liz
T	Rip/Liz Check Down	RT	Rip/Liz
QB	Pre Snap: Find Grass, Take Grass. Look F Post vs 2 High Read Corner Leverage: Man leverage, look Outie. Zone leverage, look Vert		

2 Split Rt Zoom F 93 Y Post Hot



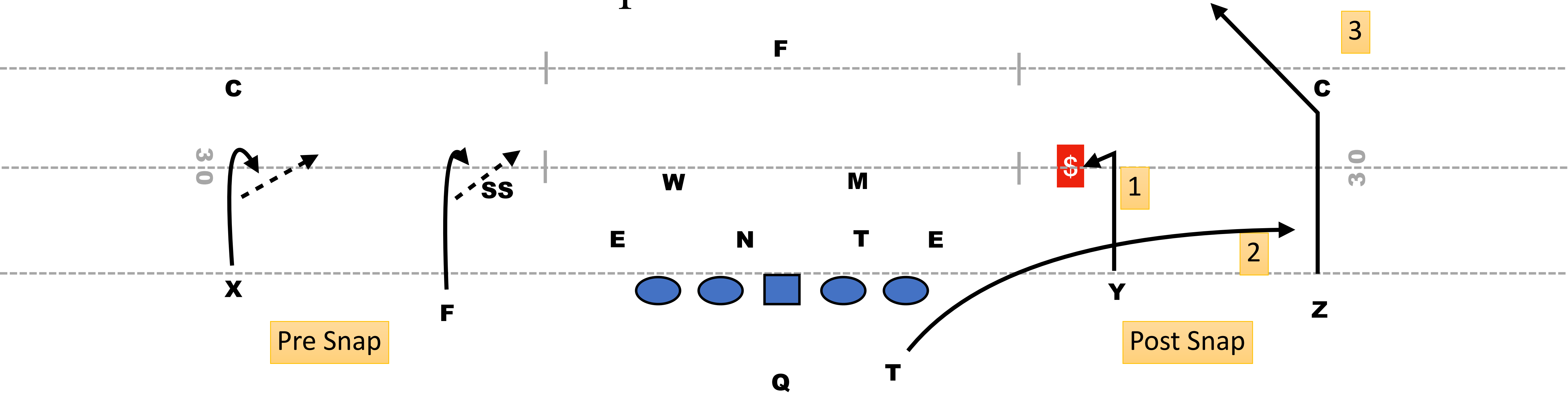
ASSIGNMENT		ASSIGNMENT	
X	Hitch vs Off Coverage / Slant vs Press	LT	Rip/Liz
F	Zoom - 93 - 5yd Outie	LG	Rip/Liz
Z	93 - Outside Release Vert	C	Rip/Liz
Y	93 - Outside Release Vert	RG	Rip/Liz
T	Rip/Liz Check Down	RT	Rip/Liz
QB	Pre Snap: Find Grass, Take Grass. Look Y Post vs 2 High Read Corner Leverage: Man leverage, look Outie. Zone leverage, look Vert		

2 Split Rt 95 Hot



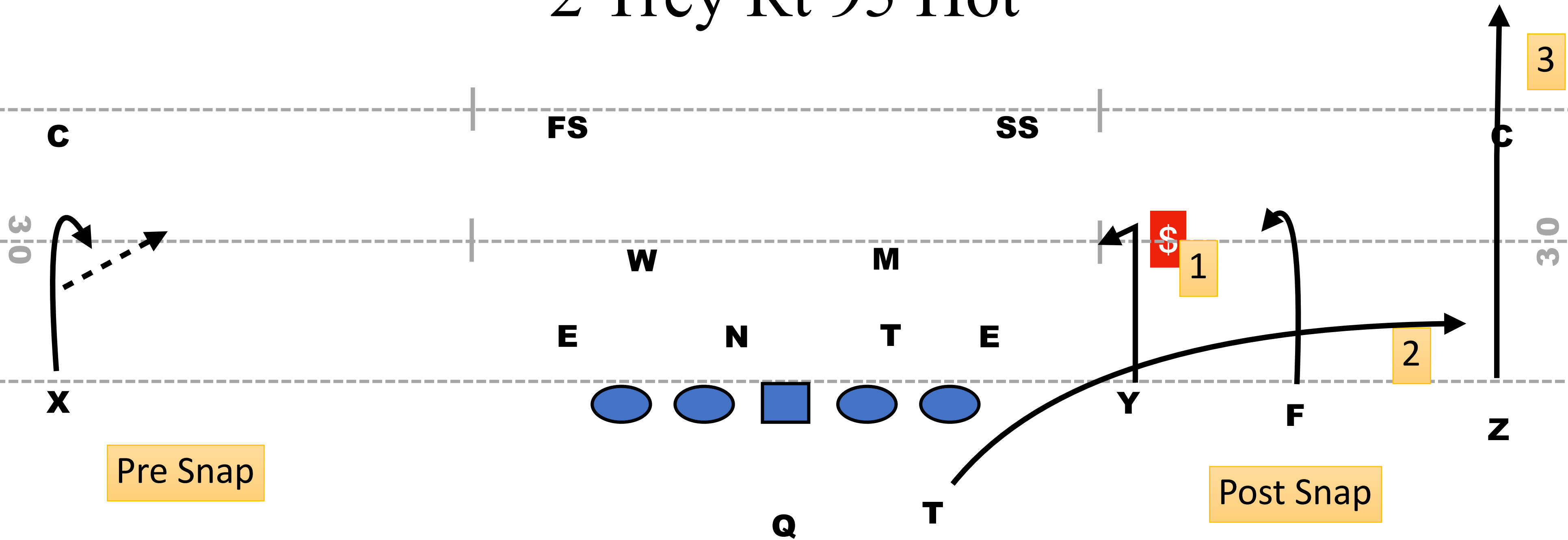
ASSIGNMENT		ASSIGNMENT	
X	Hitch vs Off Coverage / Slant vs Press	LT	ACE
F	Hitch vs Off Coverage / Slant vs Press	LG	ACE
Z	95 - Outside Release Vert	C	ACE
Y	95 - 5 Yd Stick	RG	ACE
T	95 - Free Release Flat (Cheetah)	RT	ACE
QB	Pre Snap: Find Grass, Take Grass. Read Stick Defender: Plays Flat, Throw Stick. Plays Stick, Throw Flat		

2 Split Rt 95 Post Hot



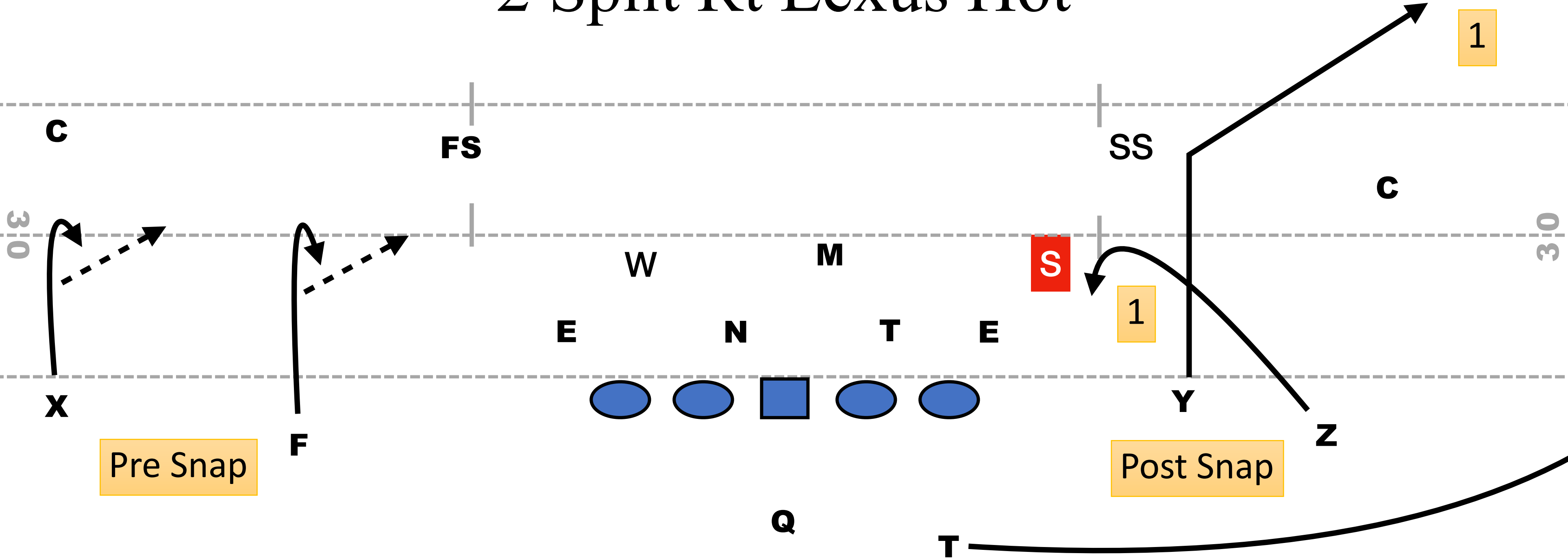
ASSIGNMENT		ASSIGNMENT	
X	Hitch vs Off Coverage / Slant vs Press	LT	ACE
F	Hitch vs Off Coverage / Slant vs Press	LG	ACE
Z	95 - Outside Release Vert	C	ACE
Y	95 - 5 Yd Stick	RG	ACE
T	95 - Free Release Flat (Cheetah)	RT	ACE
QB	Pre Snap: Find Grass, Take Grass. Look Post Vs 1 High Read Stick Defender: Plays Flat, Throw Stick. Plays Stick, Throw Flat		

2 Trey Rt 95 Hot



ASSIGNMENT		ASSIGNMENT	
X	Gift	LT	ACE
F	90 - Outside release vert	LG	ACE
Z	95 - Outside Release Vert	C	ACE
Y	95 - 5 Yd Stick	RG	ACE
T	95 - Free Release Flat (Cheetah)	RT	ACE
QB	Pre Snap: Find Grass, Take Grass. Read Stick Defender: Plays Flat, Throw Stick. Plays Stick, Throw Flat		

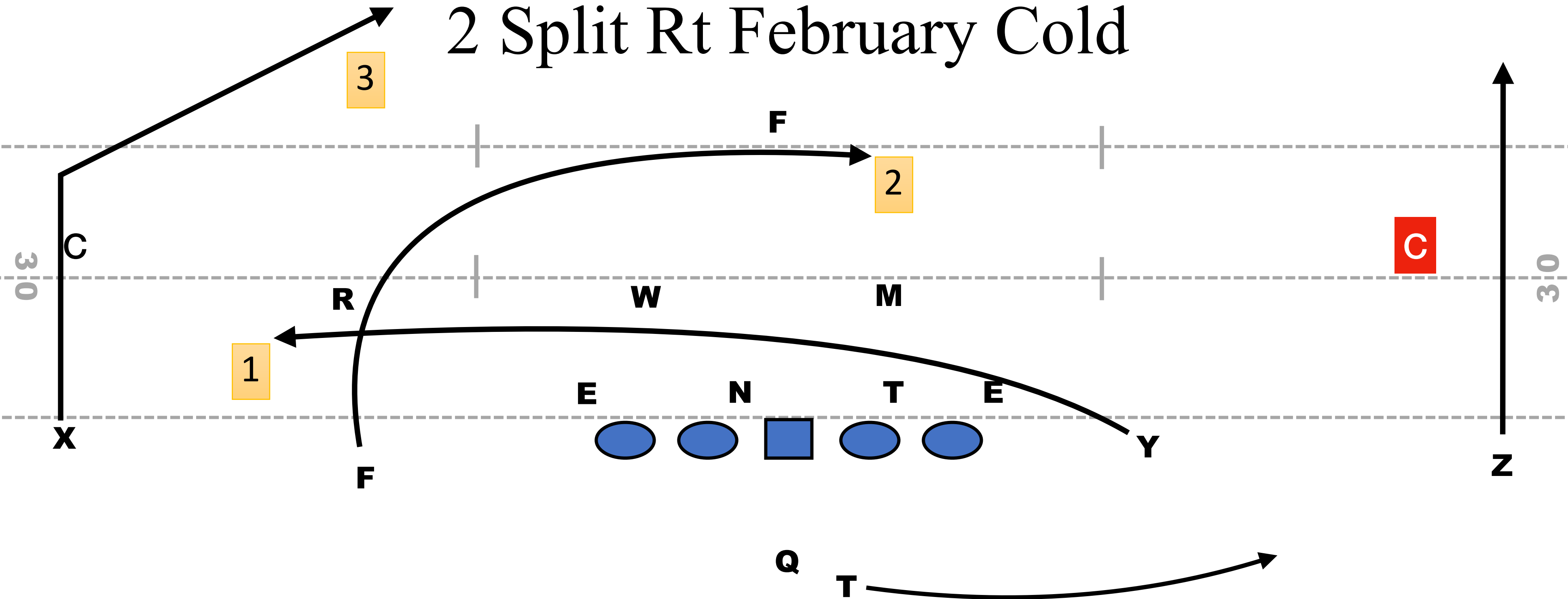
2 Split Rt Lexus Hot



ASSIGNMENT		ASSIGNMENT	
X	Hitch vs Off Coverage / Slant vs Press	LT	ACE
F	Hitch vs Off Coverage / Slant vs Press	LG	ACE
Z	Lexus - 5 Yd Slant Sit	C	ACE
Y	Lexus - 10 Yd Corner	RG	ACE
T	Lexus - Free Release Swing (Cheetah)	RT	ACE
QB	Pre Snap: Find Grass, Take Grass. (Press Corner): Look Corner to Swing (Off Corner): Read Slot Defender: Plays Swing, Throw Slant Sit. Plays Slant Stick, Throw Swing		

DROPS

2 Split Rt February Cold



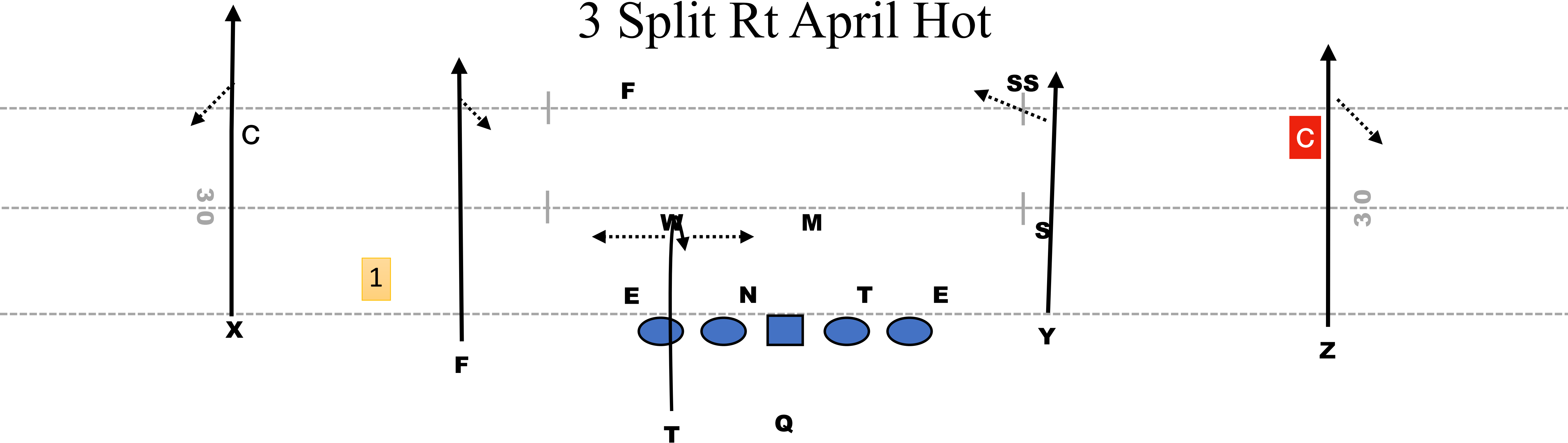
ASSIGNMENT		ASSIGNMENT	
X	February - 10 Yd Post	LT	Rip/Liz
F	February - 10 Yd Dig	LG	Rip/Liz
Z	February - Vert	C	Rip/Liz
Y	February - Shallow	RG	Rip/Liz
T	Rip/Liz Protection (Swing)	RT	Rip/Liz
QB	Read Backers: Backers attack shallow - Look Dig, Backers deep cover - Look Shallow		

3



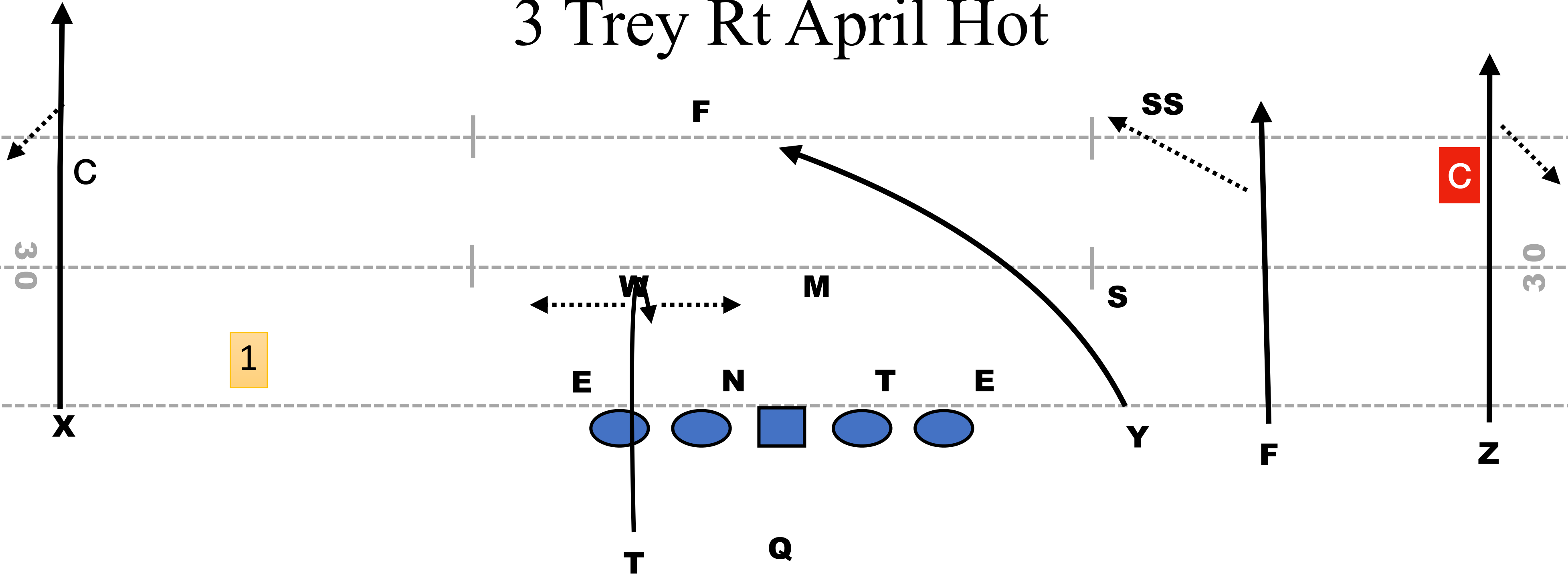
Read Backers: Backers attack shallow - Look Dig, Backers deep cover - Look Shallow

3 Split Rt April Hot



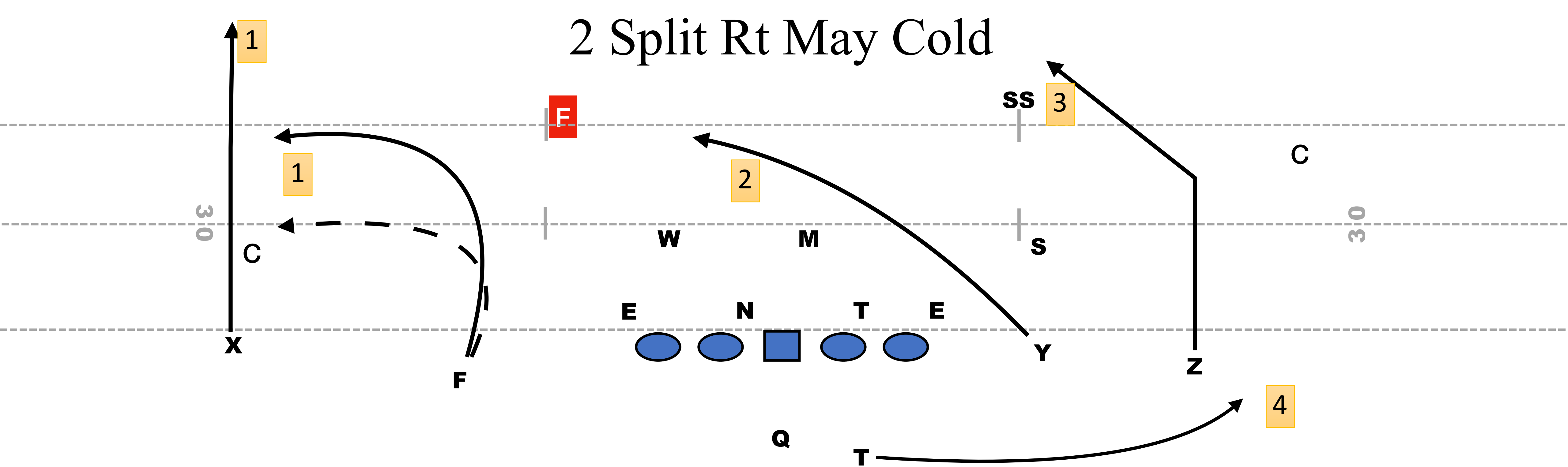
ASSIGNMENT		ASSIGNMENT	
X	Vert (C.O.T- 12yd Comeback)	LT	Rip/Liz
F	Vert (MFO - 10yd Curl/MFC - Vert)	LG	Rip/Liz
Z	Vert (C.O.T - 12yd Comeback)	C	Rip/Liz
Y	Vert (MFO - 10yd Post/MFC - Vert)	RG	Rip/Liz
T	Rip/Liz Protection (Option)	RT	Rip/Liz
QB	Safety Read		

3 Trey Rt April Hot

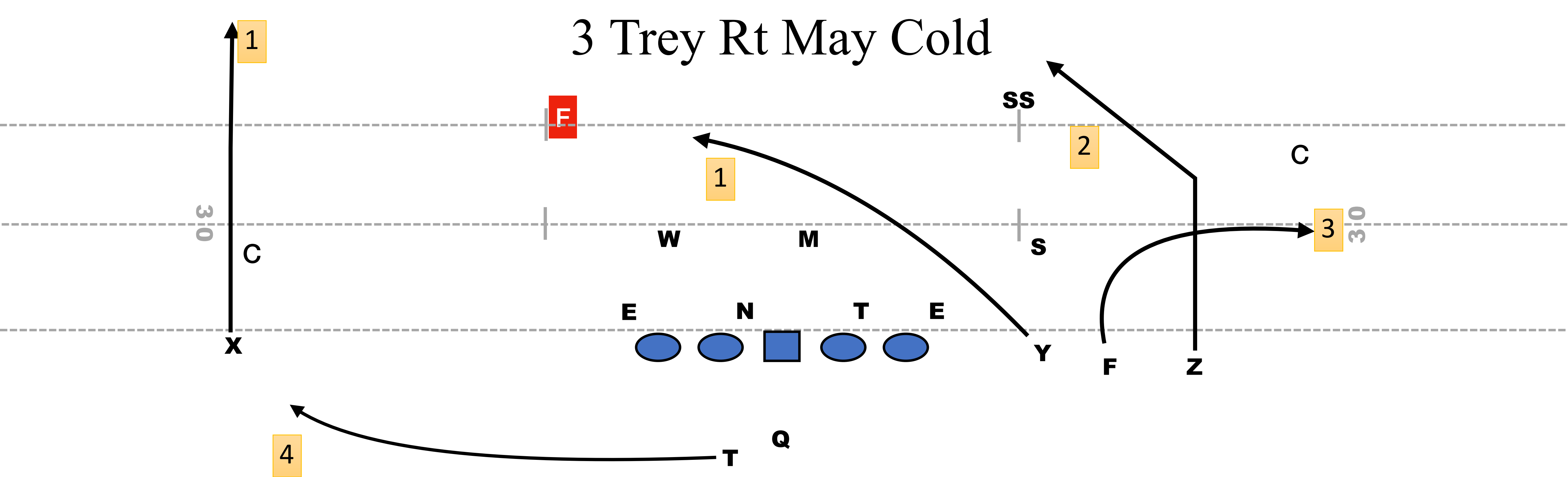


ASSIGNMENT		ASSIGNMENT	
X	Vert (C.O.T- 12yd Comeback)	LT	Rip/Liz
F	Vert (MFO - 10yd Curl/MFC - Vert)	LG	Rip/Liz
Z	Vert (C.O.T - 12yd Comeback)	C	Rip/Liz
Y	Climb	RG	Rip/Liz
T	Rip/Liz Protection (Option)	RT	Rip/Liz
QB	Safety Read		

2 Split Rt May Cold

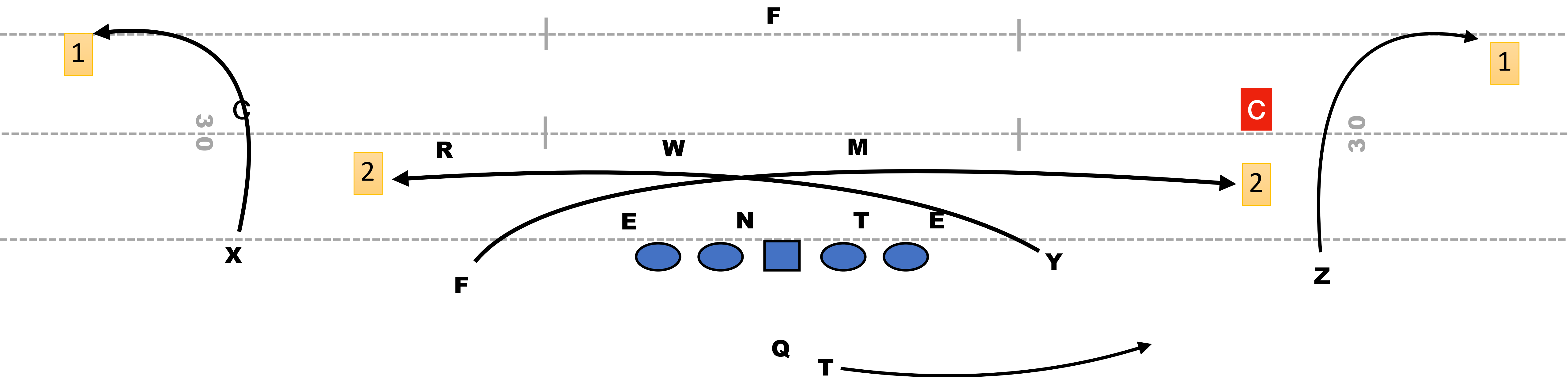


ASSIGNMENT		ASSIGNMENT	
X	May - Outside Vert	LT	Rip/Liz
F	May - 10yd Bench vs 2High / 5yd Out vs Man	LG	Rip/Liz
Z	May - 10yd Post	C	Rip/Liz
Y	May - 10yd Climb	RG	Rip/Liz
T	Rip/Liz Protection (Swing)	RT	Rip/Liz
QB	Vs man(Vert/Climb/Post) vs 2 High (Bench/Climb/Post) Hot - Swing		



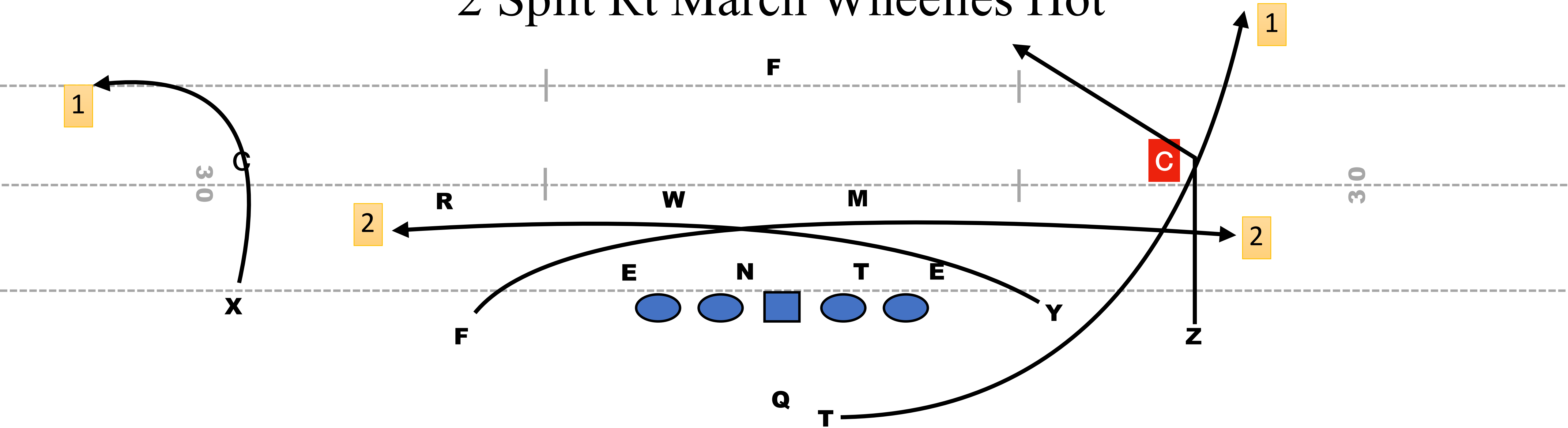
ASSIGNMENT		ASSIGNMENT	
X	May - Outside Vert	LT	Rip/Liz
F	May - 10yd Bench vs 2High / 5yd Out vs Man	LG	Rip/Liz
Z	May - 10yd Post	C	Rip/Liz
Y	May - 10yd Climb	RG	Rip/Liz
T	Rip/Liz Protection (Swing)	RT	Rip/Liz
QB	Vs man(Vert/Climb/Post) vs 2 High (Bench/Climb/Post) Hot - Swing		

2 Split Rt March



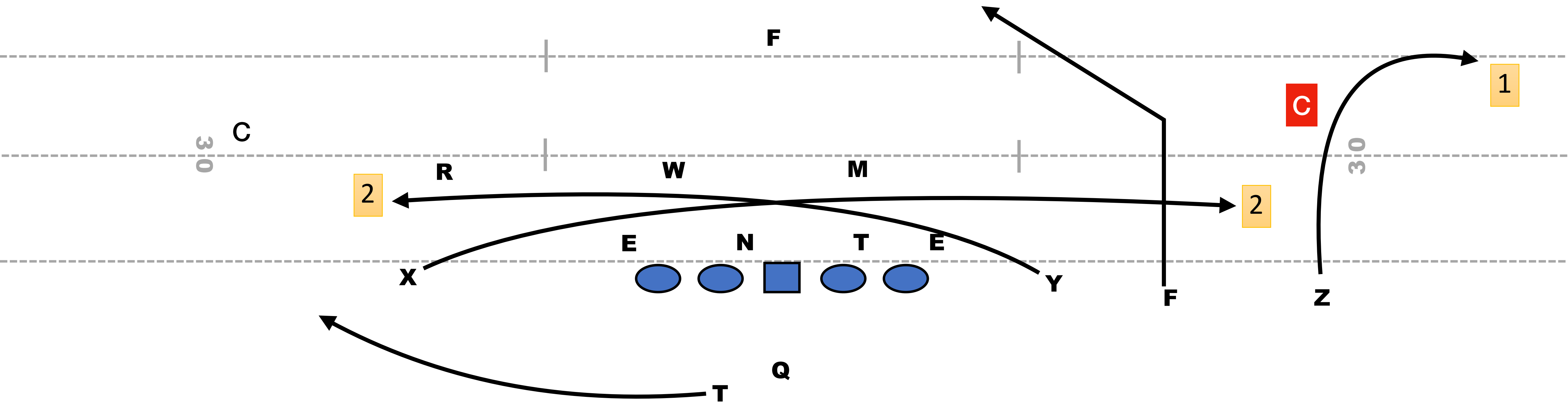
ASSIGNMENT		ASSIGNMENT	
X	10 Yd Bench	LT	Rip/Liz
F	Shallow (UNDER)	LG	Rip/Liz
Z	10 Yd Bench	C	Rip/Liz
Y	Shallow (OVER)	RG	Rip/Liz
T	Rip/Liz Protection (Swing)	RT	Rip/Liz
QB	Read Corners: Corners pressed - Look Mesh, Cornered off - Look Bench		

2 Split Rt March Wheelies Hot



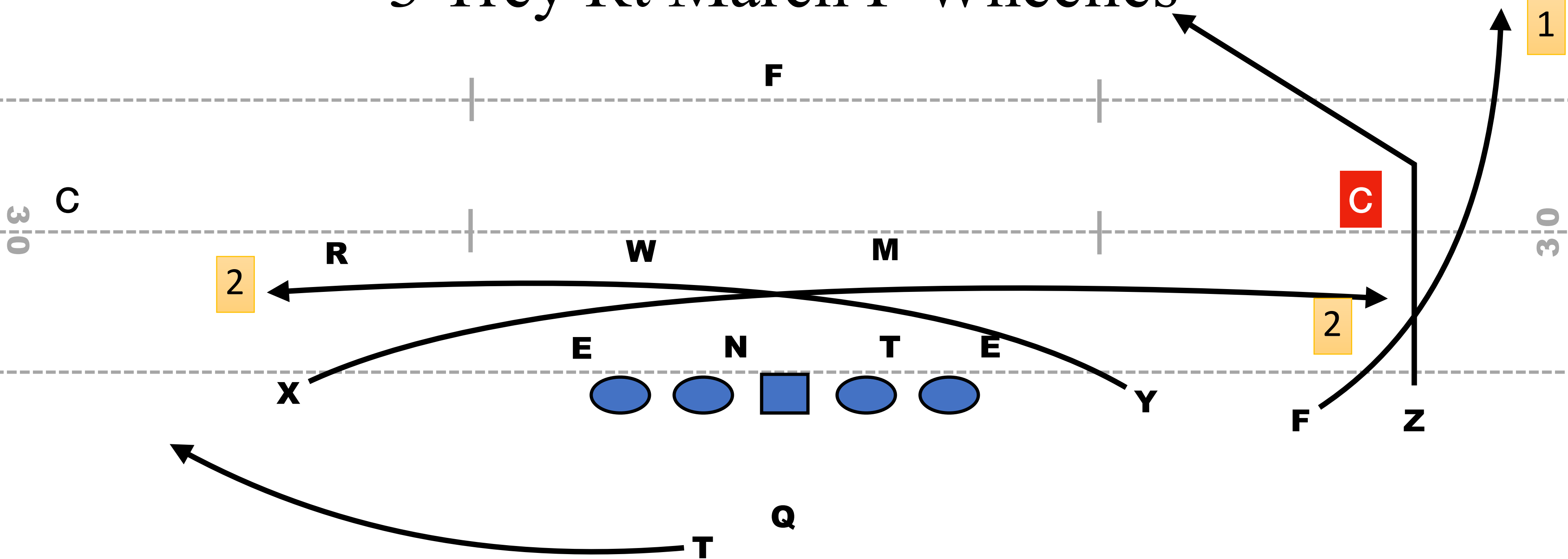
ASSIGNMENT		ASSIGNMENT	
X	10 Yd Bench	LT	Ace
F	Shallow (UNDER)	LG	Ace
Z	10 Yd Bench	C	Ace
Y	Shallow (OVER)	RG	Ace
T	Free Release Wheelies	RT	Ace
QB	Read Corners: Corners pressed - Look Wheel, Cornered off - Look Mesh		

3 Trey Rt March



ASSIGNMENT		ASSIGNMENT	
X	Shallow (UNDER)	LT	Rip/Liz
F	10 Yd Post	LG	Rip/Liz
Z	10 Yd Bench	C	Rip/Liz
Y	Shallow (OVER)	RG	Rip/Liz
T	Rip/Liz Protection (Swing)	RT	Rip/Liz
QB	Read Corners: Corners pressed - Look Mesh, Cornered off - Look Bench		

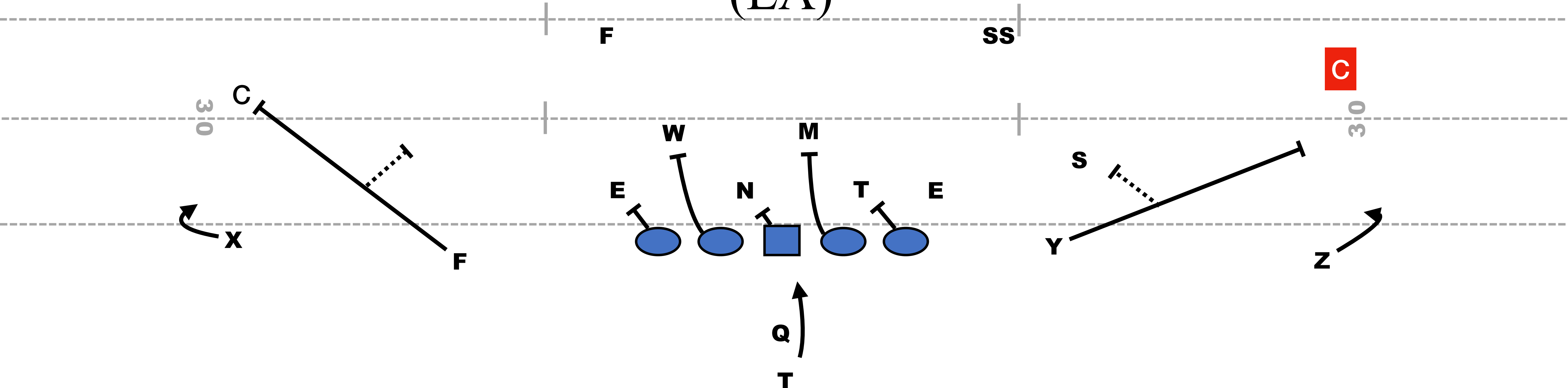
3 Trey Rt March F Wheelies



ASSIGNMENT		ASSIGNMENT	
X	Shallow (UNDER)	LT	Rip/Liz
F	10 Yd Post	LG	Rip/Liz
Z	10 Yd Bench	C	Rip/Liz
Y	Shallow (OVER)	RG	Rip/Liz
T	Rip/Liz Protection (Swing)	RT	Rip/Liz
QB	Read Corners: Corners pressed - Look F Wheel, Cornered off - Look Mesh		

Runs - RPOs

1 Split Rt Iowa Cold Key 1
(LA)

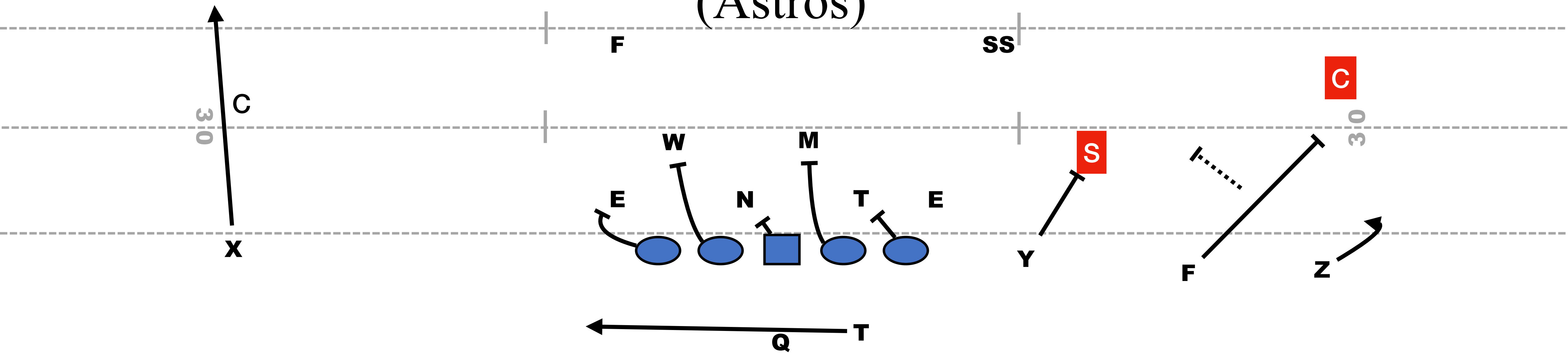


ASSIGNMENT		ASSIGNMENT	
X	Key 1	LT	Iowa Cold
F	Key 1 - MDM	LG	Iowa Cold
Z	Key 1	C	Iowa Cold
Y	Key 1 - MDM	RG	Iowa Cold
T	Iowa Cold	RT	Iowa Cold
QB	Pre Snap Read: Key 1(Look for Mismatch) Post Snap Read: End man(Crash-Keep/Sit-Give)		

A 3D coordinate system diagram. The vertical axis is labeled 'C' in a red box. The horizontal axis to the left is labeled 'F', and the axis to the right is labeled 'Z'. A dashed line indicates a 30-degree angle between the F and Z axes. The number '30' is written near the dashed line.

ASSIGNMENT		ASSIGNMENT	
X	Gift	LT	Iowa Cold
F	Key 1 - MDM	LG	Iowa Cold
Z	Key 1	C	Iowa Cold
Y	95 Key - Stick	RG	Iowa Cold
T	Iowa Cold	RT	Iowa Cold
QB	Pre Snap Read: Gift - Stick defender Leverage (Look for Mismatch). Post Snap Read: End man(Crash-Keep/Sit-Give)		

2 Trey Rt Oregon Cold Key 1
(Astros)



ASSIGNMENT		ASSIGNMENT	
X	Gift	LT	Oregon Cold
F	Key 1 - MDM	LG	Oregon Cold
Z	Key 1	C	Oregon Cold
Y	95 Key - Stick	RG	Oregon Cold
T	Oregon Cold	RT	Oregon Cold
QB	Pre Snap Read: Key 1 (Look for Mismatch). Automatic Give		